













Chinese Character Stroke Practice Sheets




Name: _____




diǎn	basic Chinese stroke dian(dot)						
							




héng	basic Chinese stroke heng (horizontal stroke)						
							




shù	basic Chinese stroke shu(vertical stroke)						
							

pié	basic Chinese stroke pie(down stroke to the left)						
							

nà	basic Chinese stroke na (down stroke to the right)						
							

tí	basic Chinese stroke ti(upward stroke)						
							

h-g	heng-gou (horizontal stroke with a hook)						
							

s-g	shu-gou (vertical stroke with a hook)						
							

Chinese Character Stroke Practice Sheets

Name: _____

x-g	xie-gou (slant stroke with a hook)						

h-z	heng-zhe (horizontal stroke with a vertical turn)						

s-z	shu-zhe (vertical stroke with a horizontal turn to the right)						

h-p	heng-pie (horizontal stroke with a down turn to the left)						

p-d	pie-dian (down stroke to the left combined with a dot)						




h-z-z-z-g	heng-zhe-zhe-zhe-gou (horizontal down to the left, horizontal, down to the left and a hook)						




h-x-w-g	heng-xie-wan-gou						




s-w-g	shu-wan-gou (vertical stroke followed by a level bending stroke with a hook)						




Chinese Character Stroke Practice Sheets




Name: _____




h-z-w-g	heng-zhe-wan-gou (horizontal stroke followed by a vertical one and then a hook)						
							




s-z-w-g	shu-zhe-wan-gou (vertical stroke with a double turn and a hook)						
							




w-g	wan-gou (bending stroke with a hook)						
							

h-z-g	heng-zhe-gou						
							

h-z-t	heng-zhe-ti (horizontal stroke, followed by a vertical one and then a lift to the top right)						
							




h-z-z-p	heng-zhe-zhe-pie						
							




h-p-w-g	heng-pie-wan-gou						
							




p-z	pie-zhe (down stroke to the left with a turn to the right)						
							




Chinese Character Stroke Practice Sheets




Name: _____




s-t	shu-ti (vertical stroke followed by a lift to the top right)						
							




s-z-p	shu-zhe-pie						
							

s-z-z	shu-zhe-zhe						
							

h-z-z	heng-zhe-zhe						
							

h-z-z-z	heng-zhe-zhe-zhe						
							

h-z-w	heng-zhe-wan (horizontal stroke with a vertical turn and then a bending stroke)						
							

b-x-g	bian-xie-gou (level bending stroke with a hook)						
							

h-x-g	heng-xie-gou (horizontal stroke followed by a right-falling stroke and an upward hook)						
